













# Spare Parts List











Burner part no.











**E32-100-101-111-00**

Burner description.

X400-1 24 volt dc brushless - Rev 1

Group	Item	Part number	Description	Sort
Accessories		E80-001-001-002-00	Burner mounting flange	10
		E80-400-112-420-00	Screw	
		E80-500-001-001-04	Burner mounting gasket	20
		F01-600-S-1/4F1/4F	600mm long-life 1/4"F cone x 1/4"F cone flexible oil line	30
		X13-0008	3mm hex allen key	40
		X13-0006	4mm hex allen key	50
Air intake assembly		E80-001-008-002-00	Pump mounting flange	100
		E80-008-004-001-02	Air damper plate - Inner	110
		E80-008-004-001-03	Air damper plate - Outer	120
Combustion assembly		E80-004-002-004-00	Blast tube type ETB 10-5-16-8 80mm	200
		E80-500-008-000-00	Gasket - Blast tube to fanhouse	210

Spare Parts List		Burner description.	X400-1 24 volt dc brushless - Rev 1		
Group	Item	Part number	Description		Sort
		E80-500-006-121-00	O' ring - Blast tube to burner mounting flange 89mm ID x 5mm		220
		D01-030F6904	0.40 US Gal x 60° S Danfoss nozzle		230
		E80-300-802-101-00	Inner assembly including nozzle holder		240
		E80-200-300-000-01	Electrode block		250
		E80-002-011-000-02	Electrode holder		260
		E80-610-111-330-00	Ignition cable 3mm angled x 3mm straight		270
		E80-002-017-000-03	Inner assembly sliding bracket (fixed)		
Electronics assembly		E80-002-008-000-08	Controls chassis		300
		X10-0125	Anciliary controls chassis		305
		E80-006-006-000-01	Electronics cover		310

Spare Parts List		Burner description.	X400-1 24 volt dc brushless - Rev 1		
Group	Item	Part number	Description		Sort
		S01-DKO992-24	DKO992 mod 22 24v dc control box		320
		S01-S98	S98 control box base		330
		S01-ZT930-24	ZT930 ignition unit 24v dc		340
		D01-052F0132	Mains lead for ignition unit 320mm		350
		S01-MZ770S-2	MZ770S photocell head only		360
		S01-59101	Mounting flange for MZ photocell		370
		S01-FZ711S-030	Cable for MZ photocell 300mm		380
		S05-1432797-1	Mini ISO 24v dc relay 15 amp		400
		X01-0048	Cable gland black hex IP68 M16 5-7mm		410
		E80-302-006-112-01	12 pin male plug-in terminal strip Only 6 used		420

Spare Parts List		Burner description.	X400-1 24 volt dc brushless - Rev 1		
Group	Item	Part number	Description		Sort
		D01-071G0204	3 pin pump solenoid cable 710mm		440
		X01-0044	7 pin Wieland plug		460
		X01-0001	7 pin Wieland socket		470
Fanhouse assembly		E80-005-003-002-00	Fanhouse		500
		E80-006-005-000-03	Side cover - Low voltage		510
		E80-500-005-120-00	Neoprene sponge sealing cord. 650mm required		520
		E80-502-100-000-03	Grommet for ignition cables		530
		E80-502-200-001-00	Grommet for inner assembly		540
Motor/pump assembly		E80-0802	Motor 50 watt 24 volt dc brushless		600
		X10-0123	Bottom motor flange for 24v motor		610

Spare Parts List		Burner description.	X400-1 24 volt dc brushless - Rev 1		
Group	Item	Part number	Description		Sort
		X10-0124	Top motor flange for 24v		620
		E80-202-331-100-00	Fan 120mm x 52mm lefthand rotation		630
		C01-00-113-98202	Fan and pump coupling		640
		C01-00-114-01009	Flexible drive		650
		D01-071N4143-24	BFP11R3 24v dc oil pump		660
		D01-071N0008	Solenoid coil 24v dc for BFP oil pump (blue) Use instead of the Suntec version (orange)		662
		E80-300-202-204-02	Brass manifold 1/8"M x 1/8"M for pressure gauge		670
		F01-1/4M-1/4C	Nipple 1/4"M x 1/4"F cone Inlet to pump		680
		X01-367-5786	Elbow 1/8"M BSPT Pump outlet to solenoid valve		690
		D03-0008	Normally closed 2 way solenoid body 1/8"F x 1/8"F		700

